


Knowledge Organiser : Skill Building Tool Box

Baseline drawing project:




Rationale: We want you to become familiar with some of the basic techniques of drawing; help you to look closely at the smaller things; understand keywords that will help you express yourself when commenting on your own work and that of others.

Throughout this mini project

you will learn:

About the techniques & materials that artists use to create amazing tonal drawings!.

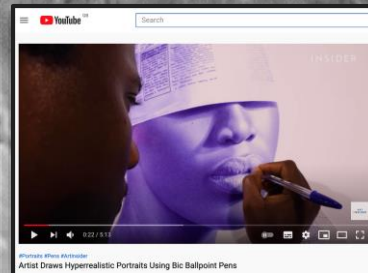
How to experiment with pencil line to create your own tonal drawing of an eye.



WAGOLL

CEAIG: watch this:

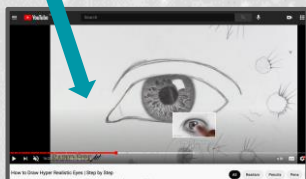
<https://www.youtube.com/watch?v=QRFTjwuDww4>



Try out these techniques at home:

<https://www.youtube.com/watch?v=FmsSbpsB5Vs>

<https://www.youtube.com/watch?v=zqNZ9df0tho>



Read this:

<https://www.bbc.co.uk/bitesize/guides/zc7sfrd/revision/2>

Key words & Definitions

1	Accurate	Careful and precise.
2	Blend	To become mixed together
3	Fleck	A small patch of light or colour.
4	Iris	The coloured part of the eye
5	Layer	A section that alternates
6	Observational	Looking closely
7	Pressure	A steady force upon a surface
8	Pupil	Black hole in the centre of iris
9	Refine	To make better/improve
10	Radiate	To spread out in many directions
11	Review	To look back over something
12	Shading	To darken
13	Sketch	A quick light outline; no detail
14	Texture	The feel or look of a surface
15	Tone/Tonal	The shade of a colour
16	Technique	A particular way of doing something