
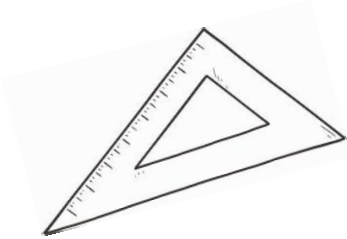


**Year 9 Higher**  
**Exam board - EDEXCEL**

- Percentages review
- Compound interest & depreciation
- Growth & decay
- Column vectors
- Transformations
- Map reading
- Loci Problems



- Similar shapes
- Enlargements
- Exchange rates
- Conversion graphs
- Standard units of measure
- Time
- Pressure



- Probability
- Venn Diagrams
- Averages review
- Averages from a table
- Stem & leaf
- Scatter graphs
- Pie charts

**Assessments**

- Half termly End of unit tests
- Termly full assessments

**Autumn Term 1**

1

- Using a calculator
- Indices review
- Index laws
- Standard form
- Circles
- Fractions, decimals & percentages review
- Recurring decimals




**Autumn Term 2**



3

- Ratio & proportion review
- Area of basic shapes review
- Area of compound shapes
- Terms & notation of 3D shapes
- Volume
- Surface area

**Spring Term 1**



**Spring Term 2**

5

- Density
- Speed
- Real life graphs
- Area under a graph
- Gradient of a graph

**Summer Term 1**



**Summer Term 2**

**Skills Development, Key knowledge:**

- To be able to accurately use a protractor & pair of compasses
- To accurately measure using a ruler
- Understand the difference between surface & volume
- Accurately draw different types of graphs

